



GULFPORT

INDUSTRIES INC.



LOUVERS SECTION

PAGE 24

www.gulfport-corp.com

TAMPA FLORIDA USA

tel. 1-800-263-0808






fax. 1-800-663-3800

e-mail. info@gulfport-corp.com

Index

Part Names	Page
1. Frame Anchors	1
2. Hinge Reinforcements	8
3. Reinforcements	12
4. Glazing Bead.....	17
5. Screws	18
6. Lite Kits.....	20
7. Lite Kits & Accessories.....	21
8. Door & Frame Templates	22
9. Louvers	24
10. Astragals	25
11. Fillers	27
12. Shims	30
13. Blank-Blank Doors.....	30
14. Miscellaneous (Gaskets, Capping Channels, Edge Guards, Strike Boxes and more)	31
15. Strikes.....	37
16. Specialty Strikes.....	41
17. Shop Supply	44
18. Locks and Exit Devices.....	45
19. Hardware (Flush Bolts, Surface Bolts, Floor & Wall Stops, Mullions, Kickplates and more)	47
20. Pulls & Pull Plates	53
21. Door Holders.....	54
22. Door Closers	54
23. Latch Protectors.....	55
24. Door Savers	58
25. Thresholds, Weatherstripping, Sweeps.....	64
26. Thermal Break Joiners	68
27. Hinges	70

LOUVERS

PART NUMBER	DESCRIPTION	ILLUSTRATION
<p>FR 1000</p>	<p>FIRE RATED DOOR LOUVER VARIETY OF SIZES AVAILABLE STEEL LOUVER - PRIME FINISH 135°F FUSIBLE LINK ASSEMBLY</p>	
<p>FR 1100</p>	<p>VISION PROOF STEEL LOUVER VARIETY OF SIZES AVAILABLE STANDARD GRAY PRIME FINISH</p>	
<p>FR 1200</p>	<p>ANODIZED ALUMINUM LOUVER VARIETY OF SIZES AVAILABLE ACCEPTABLE FOR EXTERIOR USE DUE TO ANODIZED EXTRUDED SOLID ALUMINUM MATERIAL.</p>	
<p>FR 1300</p>	<p>ULTIMATE CLASS LOUVER WITH SECURITY SCREWS VARIETY OF SIZES AVAILABLE AVAILABLE IN ANODIZED ALUMINUM (PVC COATED), 304 STAINLESS STEEL (PVC COATED), SOLID ARCHITECTURAL GRADE BRASS & BRONZE (POLISHED TO ANY FINISH)... ELECTROSTATICALLY POWDER COATED. MAY BE USED ON WALLS AND DOORS OF ANY THICKNESS. CONSIDERED TO BE A FLUSH LOUVER. CAN BE PUNCHED INTO A HOLLOW METAL DOOR SKIN! <i>DARE TO COMPARE! - OUR PRICES ARE UNBELIEVABLE. THIS IS AN INCREDIBLE PRODUCT.</i></p>	
<p>FR 1400</p>	<p>ULTIMATE CLASS LOUVER WITH THRU-BOLTS VIRTUALLY ALL SIZES & FINISHES AVAILABLE MAY BE USED ON WALLS AND DOORS OF ANY THICKNESS. CONSIDERED TO BE A FLUSH LOUVER. CAN BE PUNCHED INTO A HOLLOW METAL DOOR SKIN! <i>DARE TO COMPARE! - OUR PRICES ARE UNBELIEVABLE!</i> SPECIFY MATERIAL, SIZE, TYPE OF CORNERS (ROUND OR SQUARE) AND NUMBER OF THRU-BOLTS WHEN ORDERING.</p>	

LOCKWOOD™

exit devices

door closers

cylindrical locks

hinges

thresholds

kick plates

louvers

mortise locks

flush bolts

lite kits

surface bolts



www.lockwood1878.com

1-800-446-1141 (USA/Mexico) ■ 1-888-678-9898 (Canada) ■ info@lockwood1878.com

DISPLAY DOOR



GULFPORT

INDUSTRIES INC.

Tel: 1•800•263•0808

Fax: 1•800•663•3800

Web site: www.gulfport-corp.com

e-mail: info@gulfport-corp.com

Distributed by

