



GULFPORT

INDUSTRIES INC.

2012



one stop shopping

REINFORCEMENTS SECTIONS

PAGE 11-16

www.gulfport-corp.com

TAMPA FLORIDA USA

tel. 1-800-263-0808

fax. 1-800-663-3800

e-mail. info@gulfport-corp.com

Index

Products	Page
1. Frame Anchors	1
2. Hinge Reinforcements	8
3. Reinforcements	11
4. Glazing Bead	17
5. Screws	18
6. Lite Kits	20
Lite Kits & Accessories	21
DR340 Snap-In Lite Kit Sizing Chart	22
DR345 Lite Kit Sizing Chart	24
7. Door & Frame Templates	25
8. Louvers	27
9. Astragals	28
10. Fillers	30
11. Shims	33
12. Miscellaneous (Gaskets, Capping Channels, Edge Guards, Strike Boxes and more)	35
13. Strikes	41
Exit Device Strikes	45
Specialty Strikes	47
14. Shop Supply	50
15. Production Machinery & Progressive Dies	51
16. Locks and Exit Devices	53
17. Hardware (Flush Bolts, Surface Bolts, Floor & Wall Stops, Mullions, Kickplates and more)	55
18. Pulls & Pull Plates	61
19. Door Holders	62
20. Door Closers	62
21. Hinges	63
22. Door Savers	66
23. Latch Protectors	72
24. Thermal Break Joiner	74
25. Thresholds, Weatherstripping, Sweeps	75

REINFORCEMENTS

PART NUMBER	DESCRIPTION	ILLUSTRATION
FR 121	CORNER BRACKET FOR FRAMES ~ 400 OR 100 PER BOX	
FR 122	ESCUTCHEON SET TO COVER 2 1/8" HOLE UNDER RIM PANIC DEVICE ~ 25, 50 OR 100 PER BOX	
FR 131	WELD-IN CORNER TAB 5/8" X 7/16" (lip) X 1 13/16" (wide) FOR STANDARD 2" FACE FRAMES. ~ 50, 100 OR 200 PER BOX	
FR 132	WELD-IN CORNER TAB 5/8" X 7/16" (lip) X 3 13/16" (wide) FOR 4" PROFILE FRAMES. ~ 50, 100 OR 200 PER BOX	
FR 133	WELD-IN CORNER TAB 1" X 7/16" (lip) X 1 7/8" (wide) FOR STANDARD 2" FACE JAMB OR HEAD. ~ 50, 100 OR 200 PER BOX	


continued <<<

GBB SERIES HINGES

- ARCHITECTURAL AND COMMERCIAL GRADE
- AVAILABLE IN A VARIETY OF SIZES AND FINISHES



REINFORCEMENTS

PART NUMBER	DESCRIPTION	ILLUSTRATION
FR 161	FLUSH BOLT STRIKE REINFORCEMENT WORKS IN CONJUNCTION WITH FR160 (SEE PAGE 41) 2 HOLES - 8-32 Th'd ~ 50, 100 OR 200 PER BOX	 <div style="float: right; text-align: right;"> FR160 (SEE PAGE 41) </div> 
FR 181	CASED OPEN SPAT REINFORCES BOTTOM OF FRAME STAINLESS STEEL, ALSO AVAILABLE IN OTHER FINISHES. SPAT SHOWN WITH 1/2" RETURNS. SPECIFY JAMB DEPTH, HEIGHT, FINISH, WITH OR WITHOUT RETURNS WHEN ORDERING. (SHOWN WITH RETURNS)	
FR 182	FRAME SPAT REINFORCES BOTTOM OF FRAME STAINLESS STEEL, ALSO AVAILABLE IN OTHER FINISHES. SPECIFY JAMB DEPTH, HEIGHT, FINISH, WITH OR WITHOUT RETURNS WHEN ORDERING.	
FR 270 A	CLOSER REINFORCEMENT STRIP TYPE (12" X 1 3/4" X 16GA) OTHER SIZES ALSO AVAILABLE, CONTACT US FOR DETAILS. ~ 100 OR 500 PER BOX	
FR 270 B	CLOSER REINFORCEMENT HEAVY DUTY STRIP TYPE (12" X 1 3/4" X 1/8") OTHER SIZES ALSO AVAILABLE, CONTACT US FOR DETAILS. ~ 100 OR 500 PER BOX	
FR 270 C	CLOSER REINFORCEMENT HEAVY DUTY STRIP TYPE (14" X 1 3/4" X 1/8") OTHER SIZES ALSO AVAILABLE, CONTACT US FOR DETAILS. ~ 100 OR 500 PER BOX	
FR 270 N	CLOSER REINFORCEMENT HEAVY DUTY STRIP TYPE (14" X 1 1/2" X 10GA) OTHER SIZES ALSO AVAILABLE, CONTACT US FOR DETAILS. ~ 100 OR 750 PER BOX	
FR 272	CLOSER REINFORCEMENT FULL PROFILE, 14" LONG VIRTUALLY ALL JAMB DEPTHS AND LENGTHS AVAILABLE, SPECIFY WHEN ORDERING. ~ 40 PER BOX	
FR 273	CLOSER REINFORCEMENT HALF PROFILE, 14" LONG VIRTUALLY ALL SIZES AVAILABLE. SPECIFY RABBET AND SOFFIT WIDTH AND LENGTH REQUIREMENTS. CONTACT US FOR DETAILS AND PRICING. ~ 50 PER BOX	
FR 590	REINFORCING CLIP HIGH FREQUENCY CLIP	








REINFORCEMENTS

PART NUMBER	DESCRIPTION	ILLUSTRATION
FR 620	MOUNTING CLIP FOR TRANSOM PANEL ~ 50 OR 100 PER BOX	
FR 621	DEAD LOCK STRIKE REINFORCING PLATE SPECIFY WITH WELDING DIMPLES (WD) OR NO WELDING DIMPLES (ND) ~ 50, 100 OR 200 PER BOX	
FR 623	ASA STRIKE REINFORCING PLATE SPECIFY WITH WELDING DIMPLES (WD) OR NO WELDING DIMPLES (ND) ~ 50, 100 OR 200 PER BOX	
FR 692	DOOR JAMB REINFORCEMENT MAY BE USED TO REPAIR DAMAGED FRAMES DUE TO VANDALISM OR FATIGUE. THIS UNIT CAN ALSO BE USED AS AN ADDED REINFORCEMENT TO A WOOD FRAME. STANDARD LENGTHS: 24", 36" AND 72". AVAILABLE IN STEEL, STAINLESS STEEL, BRASS AND BRONZE.	
DR 115	MORTISE LOCK CENTERING CLIP ~ 50, 100 OR 400 PER BOX	
DR 120	FLUSH BOLT REINFORCEMENT 2 HOLES - 8-32 Th'd SPECIFY WITH WELDING DIMPLES (WD) OR NO WELDING DIMPLES (ND) ~ 50, 100 OR 400 PER BOX	
DR 130	DEADBOLT REINFORCEMENT 1 HOLE - 8-32 Th'd 7/8" (wide) X 2 17/32" (length) SPECIFY WITH WELDING DIMPLES (WD) OR NO WELDING DIMPLES (ND) ~ 50, 100 OR 400 PER BOX	
DR 130A	DEADBOLT REINFORCEMENT 1 HOLE - 8-32 Th'd 7/8" (wide) X 1 3/4" (length) WITH NOTCH FOR CENTER SEAM DOOR SPECIFY WITH WELDING DIMPLES (WD) OR NO WELDING DIMPLES (ND) ~ 50, 100 OR 400 PER BOX	








REINFORCEMENTS

PART NUMBER	DESCRIPTION	ILLUSTRATION
DR 130 C	ASA STRIKE REINFORCEMENT 1 HOLE - 12-24 Th'd 7/8" (w) X 2 17/32" (l) SPECIFY WITH WELDING DIMPLES (WD) OR NO WELDING DIMPLES (ND) ~ 50, 100, 200 OR 400 PER BOX	
DR 130 D	DEADBOLT REINFORCEMENT 1 HOLE - 8-32 Th'd 1 1/4" (w) X 3 1/4" (l) SPECIFY WITH WELDING DIMPLES (WD) OR NO WELDING DIMPLES (ND) ~ 50, 100, 200 OR 400 PER BOX	
DR 130 E	ASA STRIKE REINFORCEMENT 1 HOLE - 12-24 Th'd 1 1/4" (w) X 3 1/4" (l) SPECIFY WITH WELDING DIMPLES (WD) OR NO WELDING DIMPLES (ND) ~ 50, 100, 200 OR 400 PER BOX	
FR 130 PW	DEADBOLT REINFORCEMENT <u>FLAT</u> 1 HOLE - 8-32 Th'd 1 1/4" (w) X 3 1/4" (l) SPECIFY WITH WELDING DIMPLES (WD) OR NO WELDING DIMPLES (ND) ~ 50, 100, 200 OR 400 PER BOX	
FR 130 C PW	ASA STRIKE REINFORCEMENT <u>FLAT</u> 1 HOLE - 12-24 Th'd 1 1/4" (w) X 3 1/4" (l) SPECIFY WITH WELDING DIMPLES (WD) OR NO WELDING DIMPLES (ND) ~ 50, 100, 200 OR 400 PER BOX	
DR 140	MORTISE LOCK REINFORCEMENT 1 HOLE - 12-24 Th'd SPECIFY WITH WELDING DIMPLES (WD) OR NO WELDING DIMPLES (ND) ~ 50, 100, 200 OR 400 PER BOX	
DR 140 A	MORTISE LOCK REINFORCEMENT 1 HOLE - 12-24 Th'd WITH NOTCH FOR CENTER SEAM DOOR, HOLES FOR RIVETTING. SPECIFY WITH WELDING DIMPLES (WD) OR NO WELDING DIMPLES (ND) ~ 50, 100, 200 OR 400 PER BOX	
DR 142	POWER TRANSFER REINFORCEMENT 3 HOLES - 10-24 OR 10-32 Th'd 1 1/4" (w) X 2 1/2" (l), 14 GA WITH 1/8 OFFSET OTHER OFFSET AVAILABLE, SPECIFY WHEN ORDERING. SPECIFY THREAD WHEN ORDERING. ~ 50, 100, 200 OR 400 PER BOX	

REINFORCEMENTS

PART NUMBER	DESCRIPTION	ILLUSTRATION
DR 150	ESCUTCHEON SET TO COVER 2 1/8" 161 HOLE	
DR 152	ESCUTCHEON SET TO COVER 1 1/2" DEADBOLT HOLE	
DR 160	LOCK PUNCHOUT (FOR 161 LOCK) 2 1/8" DIA.	
DR 161	DEADBOLT PUNCHOUT (FOR DEADBOLT) 1 1/2" DIA.	
DR 161 A	DEADBOLT PUNCHOUT (FOR DEADBOLT) 2 1/8" DIA.	
DR 180	CONVERSION FILLER PLATE CONVERTS 86 EDGE TO 161 LATCH EDGE <i>~ 10, 25, 50 OR 100 PER BOX</i>	
DR 190	CONVERSION FILLER PLATE CONVERTS 86 EDGE TO ASA STRIKE REINFORCEMENT <i>~ 10, 25, 100 OR 150 PER BOX</i>	

REINFORCEMENTS

PART NUMBER	DESCRIPTION	ILLUSTRATION
DR 200	FLUSH BOLT DOOR GUIDE ~ 50, 100 OR 400 PER BOX	
DR 201	FLUSH BOLT DOOR GUIDE (REVERSIBLE) 4 HOLES - 8-32 Th'd ~ 100, 300 OR 400 PER BOX	
DR 201 H	LH/RH FLUSH BOLT DOOR GUIDE (HANDDED) 4 HOLES - 8-32 Th'd FORMERLY BT48 SPECIFY HANDING WHEN ORDERING. ~ 100 OR 200 PER BOX	
DR 210	CYLINDRICAL LOCK REINFORCING UNIT COMES WITH BARREL SUPPORT, LOCK AND REINFORCEMENT. YOU CAN ORDER THEM SEPARATELY. SPECIFY PARTS WHEN ORDERING. ~ LOCK ONLY: 50, 100, 300 OR 800 PER BOX ~ BARREL SUPPORT ONLY: 150 OR 1000 PER BOX	
DR 350	MORTISE LOCK FILLER PLATE 86 EDGE FILLER 1 1/4" X 8" ~ 50 OR 100 PER BOX	
DR 320	TOP & BOTTOM CHANNEL / U CHANNEL 3/4" X 1 3/4" FOR REINFORCING STEEL DOORS. SOLD 10' LENGTHS AND CUT-TO-SIZE. FOR OEM ACCOUNTS: AVAILABLE WITH WELDING DIMPLES. SPECIFY WHEN ORDERING. ~ 10 PER BUNDLE	
DR 346	SUPPORT CLIP FOR VISION LITE GLASS KITS. REINFORCES CUT OUT IN DOOR WHEN INSTALLING LITE KITS.	



GULFPORT

INDUSTRIES INC.

Tel: 1•800•263•0808

Fax: 1•800•663•3800

Web site: www.gulfport-corp.com

e-mail: info@gulfport-corp.com

Distributed by



GULFPORT CATALOG 2012