



GULFPORT

INDUSTRIES INC.



SHOP SUPPLY SECTION

PAGE 44

www.gulfport-corp.com

TAMPA FLORIDA USA

tel. 1-800-263-0808










fax. 1-800-663-3800

e-mail. info@gulfport-corp.com

Index

Part Names	Page
1. Frame Anchors	1
2. Hinge Reinforcements	8
3. Reinforcements	12
4. Glazing Bead.....	17
5. Screws	18
6. Lite Kits.....	20
7. Lite Kits & Accessories.....	21
8. Door & Frame Templates	22
9. Louvers	24
10. Astragals	25
11. Fillers	27
12. Shims	30
13. Blank-Blank Doors.....	30
14. Miscellaneous (Gaskets, Capping Channels, Edge Guards, Strike Boxes and more)	31
15. Strikes.....	37
16. Specialty Strikes.....	41
17. Shop Supply	44
18. Locks and Exit Devices.....	45
19. Hardware (Flush Bolts, Surface Bolts, Floor & Wall Stops, Mullions, Kickplates and more)	47
20. Pulls & Pull Plates	53
21. Door Holders.....	54
22. Door Closers	54
23. Latch Protectors.....	55
24. Door Savers	58
25. Thresholds, Weatherstripping, Sweeps.....	64
26. Thermal Break Joiners	68
27. Hinges	70

SHOP SUPPLY

PART NUMBER	DESCRIPTION	ILLUSTRATION
<p>DR 371</p>	<p>RESIN FIBRE DISC 80 GRIT ALU 4 1/2" X 7/8" HOLE</p>	
<p>DR 372</p>	<p>RESIN FIBRE DISC 24 GRIT ALU 7" X 7/8" HOLE</p>	
<p>DR 373</p>	<p>RESIN FIBRE DISC 80 GRIT ALU 7" X 7/8" HOLE</p>	
<p>DR 374</p>	<p>DEPRESSED CENTRE DISC GRIT 24 5" X 1/4" X 7/8" HOLE</p>	
<p>DR 375</p>	<p>JIG SAW BLADE FOR CUTTING DOORS OR FRAMES. UNIVERSAL FITTING FOR MAJOR JIGSAW MANUFACTURERS.</p>	
<p>DR 376</p>	<p>CUT SAW BLADE FOR CUTTING DOORS & FRAMES IN SHOP OR SITE WORK. UNIVERSAL FITTING FOR MAJOR SAW MANUFACTURERS.</p>	
<p>DR 378</p>	<p>WIRE FOR MIG WELDERS SPOOLS OF .023 DIA. AVAILABLE IN 1KG, 5KG, 15KG AND 20KG</p>	
<p>DR 379</p>	<p>ARC WELDING ELECTRODES 3/32" DIA. 5KG BOX (300LBS.)</p>	
	<p>PRODUCTION DIES WE MANUFACTURE PROGRESSIVE DIES SINGLE STAGE DIES OR ANY OTHER TYPE OF FIXTURE USED IN THE MANUFACTURING OR FABRICATION OF HOLLOW METAL DOORS AND FRAMES; INCLUDING ROLL FORMING MACHINERY AND COMPLETE TURN KEY SYSTEMS. CONTACT US FOR DETAILS.</p>	

LOCKWOOD™

exit devices

door closers

cylindrical locks

hinges

thresholds

kick plates

louvers

mortise locks

flush bolts

lite kits

surface bolts



www.lockwood1878.com

1-800-446-1141 (USA/Mexico) ■ 1-888-678-9898 (Canada) ■ info@lockwood1878.com

DISPLAY DOOR



GULFPORT

INDUSTRIES INC.

Tel: 1•800•263•0808

Fax: 1•800•663•3800

Web site: www.gulfport-corp.com

e-mail: info@gulfport-corp.com

Distributed by

